



actual size

Oscillator JV32 · VCXO · 3.3 V

- SMD Voltage Controlled Crystal Oscillator, 3.2 x 2.5 mm
- pulling range ± 80 ppm minimum
- HCMOS / LVCMOS output
- ceramic/metal package



RoHS compliant



Pb free



REACH compliant



Conflict mineral free

GENERAL DATA

TYPE		JV32 3.3 V VCXO HCMOS / LVCMOS output
frequency range		1.25 ~ 55.0 MHz
frequency stability over all*		± 25 ppm / ± 30 ppm / ± 50 ppm
		see table 1
current consumption		see table 2
supply voltage V_{DC}		3.30 V $\pm 10\%$
frequency pulling range min.		± 80 ppm
pulling	control voltage	1.65 V ± 1.65 V**
	linearity	< 10 %
	input impedance	1 M Ω min.
	modulation BW	20 kHz min.
temperature	operating	see table 1
	storage	-55 °C ~ +125 °C
output	rise & fall time	see table 3
	load max.	15 pF
	current max.	2.8 mA
	low level max.	0.4 V
	high level min.	$V_{DC} - 0.4$ V
standby function		no
start-up time max.		10 ms
Phase noise @ 1 kHz		-130 dBc/Hz typ. (at 27.0 MHz output)
symmetry at $0.5 \times V_{DC}$		45 % ~ 55 % max.

TABLE 1: FREQUENCY STABILITY CODE

stability code / temp. code		B ± 50 ppm	G ± 30 ppm	C ± 25 ppm
-20 °C ~ +70 °C		○	○	○
-40 °C ~ +85 °C	T1	○	○	

○ available

* includes stability at 25 °C, operating temp. range, supply voltage change, shock and vibration, aging 1st year.

TABLE 2: CURRENT CONSUMPTION MAX.

Current at 15 pF load:
 1.25 ~ 29.9 MHz 5.0 mA
 30.0 ~ 55.0 MHz 6.5 mA

TABLE 3: RISE & FALL TIME MAX.

6.0 ns: 1.25 ~ 55.0 MHz

note:

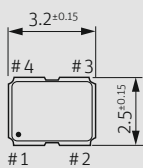
- rise time: $0.1 V_{DC} \sim 0.9 V_{DC}$
- fall time: $0.9 V_{DC} \sim 0.1 V_{DC}$
- specific data on request

** RECOMMENDATION

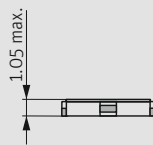
To avoid phase noise or FM modulation in the output frequency spectrum, we recommend to feed the Vcontrol input pin by a low source impedance.

For supply voltage noise reduction, connect a capacitor close to the oscillator's supply voltage pins.

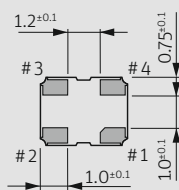
DIMENSIONS



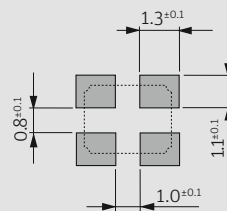
top view



side view



bottom view



pad layout

- # 1: V_{control}
- # 2: ground
- # 3: output
- # 4: V_{DC}

pin connection

in mm

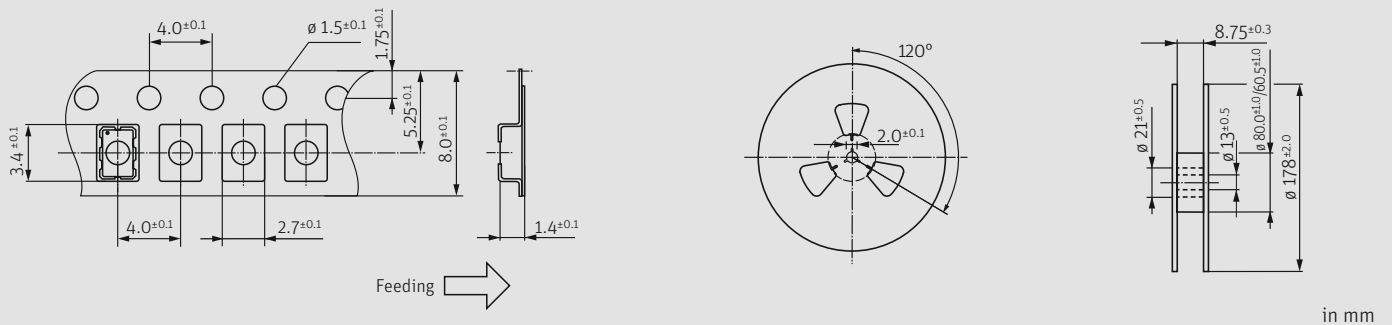
ORDER INFORMATION

0	frequency	type	frequency stability code	supply voltage	pulling center voltage	minimum pulling range	option
Oscillator	1.25 ~ 55.0 MHz	JV32	C = ± 25 ppm G = ± 30 ppm B = ± 50 ppm	3.3 = 3.3 V	1.65 = 1.65 V	08 = ± 80 ppm	blank = -20 °C ~ +70 °C T1 = -40 °C ~ +85 °C

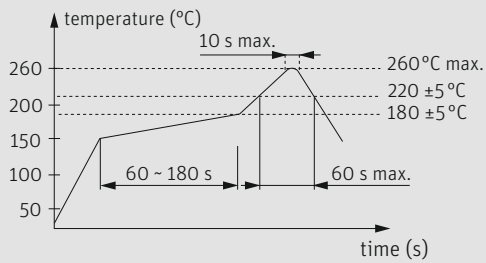
Example: 0 27.0-JV32-B-3.3-1.65-08-T1-LF (Suffix LF = RoHS compliant / Pb free)

Oscillator JV32 · VCXO · 3.3 V

TAPING SPECIFICATION



REFLOW SOLDERING PROFILE



note: parts are also suitable for soldering systems with lead (Pb) content

MARKING

frequency

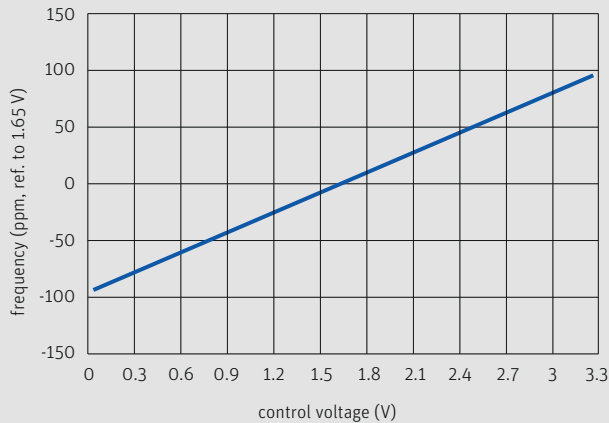
company code / voltage code / date code

date code: A ~ M: Jan. - Dec.

4: 2024 5: 2025 6: 2026 7: 2027 8: 2028 9: 2029

Jan.	Febr.	Mar.	Apr.	May	June
A	B	C	D	E	F
July	Aug.	Sept.	Oct.	Nov.	Dec.
G	H	J	K	L	M

CONTROL VOLTAGE CHARACTERISTIC



PACKAGING NOTE

- standard packing unit is 500 pieces per reel
- customized quantities on request